

Clay

by SALTO

Intuitive.
Flexible.
Simply works.



www.my-clay.com
www.saltosystems.com



Meet your
new wireless lock
and key!

Clay
by SALTO

Electronic Wireless Locks	6
Electronic Escutcheons for European Mortise Locks	8
Electronic Escutcheons for EU DIN Mortise Locks	9
SKG** Electronic Escutcheons	9
Electronic Escutcheons for Scandinavian Mortise Locks	10
Electronic Escutcheons for ANSI Mortise Locks	11
Electronic Escutcheons for DIN Glass Door Locks	11
Handles	12
Finishes	13
Panic Bars / Emergency Exit Devices	14
Panic Bar	15
Panic Bar Kits	15
Electronic Wireless Cylinders	16
EU profile Electronic Cylinders	18
UK profile Electronic Cylinders	20
Scandinavian profile Electronic Cylinders	22
Swiss profile Electronic Cylinders	24
US profile Electronic Cylinders	26
Electronic Padlocks	28
Electronic Cylinders for Server Racks	29
Finishes	30
Accessories: Grips	31
Clay Wall Reader & Control Unit	32
Clay Wall Reader & Control Unit	33
ClayIQ & Repeaters	34
ClayIQ	35
Clay Repeater	35
ClayTags	36
Tags	37
My-Clay.com & Clay App	38
Company Profile	44
Sales Representatives	46

Immediate access control.
From everywhere.
Truly wireless!


NO SOFTWARE INSTALLATION, SCALING ON ANY DEVICE,
SECURED LOGIN, INTUITIVE DESIGN, ANYTHING YOU MAY
EXPECT FROM TODAY'S CLOUD SOLUTION IS IN MY-CLAY.COM.
MANAGE LOCKS, PEOPLE, MESSAGES AND ACCESS RIGHTS
WITH NO HASSLE.

Clay by SALTO

Electronic Wireless doorlocks



- 1**
Inside antenna.
—
- 2**
ClayIQ
—
- 3**
Wide body range.



CLAY by SALTO is the new access control platform from SALTO enabling users to control and manage a greater range of applications than ever before.

The Clay by SALTO is specially designed to fit Euro, ANSI and Scandinavian profile doors, even narrow profile framed doors. They work with the vast majority of European, Scandinavian and Swiss mortise locks and cylinders. The Clay doorlock is IP55 compliant so it can be applied at the exterior of your door. The wide body Clay by SALTO doorlock is specially designed for use on busy, high traffic doors that need additional strength.



Main features and benefits

- Simple installation is possible on any type of door, including those with narrow frames.
- Wireless real-time online capabilities through the ClayIQ wireless network.
- Door status detector to monitor intrusions or door left open status.
- Audit trail management via the Clay App.
- Contactless versions compatible with Clay Tag holds the most secure RFID chip available in the market to make sure that its impossible to duplicate the Tag ID.
- All communications between the Tag and the electronic lock are encrypted and secured.
- Choice of 40mm narrow or 67mm wide body handle set.
- Covers door thicknesses of between 30-115mm.
- The lock can always be opened from the inside (a single action panic feature works in conjunction with the relevant mortise lock).
- Available in 7mm, 7mm split, 8mm, 8mm split, 9mm (DIN 18273 certified), 9mm split and 7,6 mm split spindle versions.
- High security protection via high resistance, hardened anti-drill plates to protect wiring and reader area. Additional protection provided by hardened axes and floating steel balls in the handle area.
- Concealed fixing screws for greater security and improved aesthetics.
- Low battery power indication monitored through the Clay App as low battery status information is passed to the software over the air.
- Non volatile memory (memory is not deleted, even if power fails).
- Clay doors in office mode, which means that specified doors are always unlocked during certain hours.
- Available with mechanical cylinder cut outs for key override or access lock outs.
- DDA (Disability Discrimination Act) compliant (depending on handle type).

Technical data

- **Current required:**
 - Clay by SALTO-40 narrow version: 3 alkaline batteries - LR03 - AAA 1,5V – Optional 3 Lithium batteries FR03
 - AAA 1,5V (see environmental conditions).
 - Clay by SALTO wide version: 3 alkaline batteries - LR6 - AA batteries FR6 – AA 1,5V (see environmental conditions).
- **Number of openings:**
 - Contactless versions: from 60000 on 1 set of batteries.
- **Environmental conditions:**
 - Escutcheon: -18° / 55°
- **Certifications:**
 - Highest EN standards.
 - IP55 Protection rating*.
 - UL 10C compliant (180 min steel doors, 90 min wooden doors).
 - EN1634-2 EI 120 Fire Resistant.

Available lock modes:

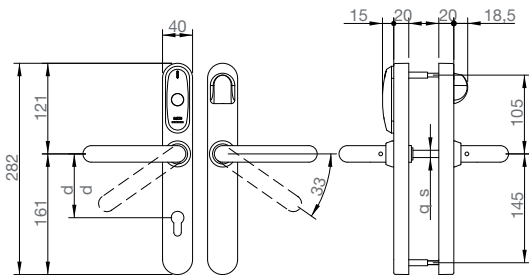
- Standard (locked at all times)
- Open and Office mode
- End of Office mode

Clay by SALTO Escutcheons for European Mortise Locks

Clay by SALTO E40 | narrow body version

The Clay by SALTO-40 narrow body version doorlocks are specially designed to fit most Euro profile doors, even narrow profile framed doors and work with the majority of European mortise locks and cylinders.

MODEL E9450Y



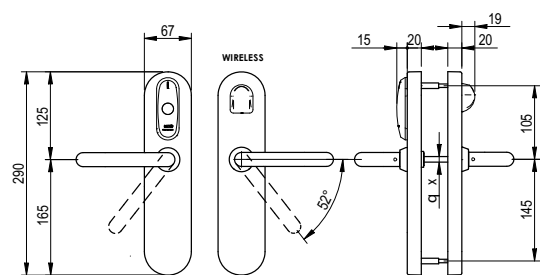
MAIN FEATURES

- Clutch mechanism escutcheon when unlocked handle moves free.
- Clay by SALTO wireless version for wireless real-time control.
- Door status detector to monitor intrusions or door left open status.
- Body and escutcheon made of steel.
- Dimensions: 282mm x 40mm x 20mm.
- Handle rotation: 33°.
- Door thickness compatibility: 30mm to 115mm.
- Distance from the handle to the cylinder: 47mm to 110mm.
- Compatible with DIN mortise locks, European mortise locks and narrow style mortise lock.
- Compatible with European profile cylinders and Swiss profile cylinders.
- Square spindles available: 7mm, 7,6mm split, 8mm, 8mm split, 9mm and 9mm split.
- Mechanical override available.
- Emergency opening: Clay Emergency Power Supply device.
- IP55 compliant (external escutcheon).
- Fire resistant EN1634 compliant Ei120 EI 120 Fire Resistant.
- UL 10C Compliant (90min wooden doors).
- Fire resistant AS1530,4 compliant (120min).

Clay by SALTO E60 | wide body version

The Clay by SALTO-60 wide version doorlocks are specially designed to fit most Euro profile doors, and work with the majority of European mortise locks and cylinders. It is specially designed for use on busy, high traffic doors that need additional strength.

MODEL E9650Y



MAIN FEATURES

- Clutch mechanism escutcheon when unlocked handle moves free.
- Clay by SALTO wireless version for wireless real-time control.
- Door status detector to monitor intrusions or door left open status.
- Body and escutcheon made of steel.
- Dimensions: 290mm x 67mm x 20mm.
- Handle rotation: 60°.
- Door thickness compatibility: 30mm to 115mm.
- Distance from the handle to the cylinder: 47mm to 110mm.
- Compatible with DIN mortise locks, European mortise locks and narrow style mortise lock.
- Compatible with European profile cylinders and Swiss profile cylinders.
- Square spindles available: 7mm, 7,6mm split, 8mm, 8mm split, 9mm and 9mm split.
- Mechanical override available.
- Emergency opening: Clay Emergency Power Supply device..
- IP55 compliant (external escutcheon).
- Fire resistant EN1634 compliant Ei120 EI 120 Fire Resistant.
- Fire resistant AS1530,4 compliant (120min).

Escutcheons for EU DIN standard Mortise Locks

Clay by SALTO SKG** Escutcheons

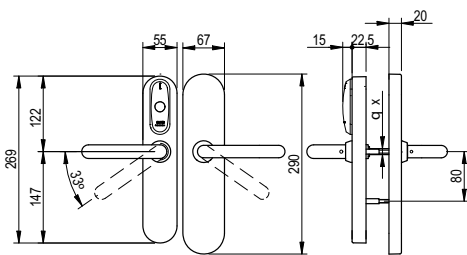
Clay by SALTO E55 | DIN version

The new Clay by SALTO E55 wireless electronic doorlock has been designed to meet the requirements of DIN 18251 standard doors prepared for DIN 18250 standard mortise locks. This new escutcheon maintains the fire rating of the door as no additional drilling of the door is required, and it's completely compatible with the DIN 18251 standard fixing instructions.

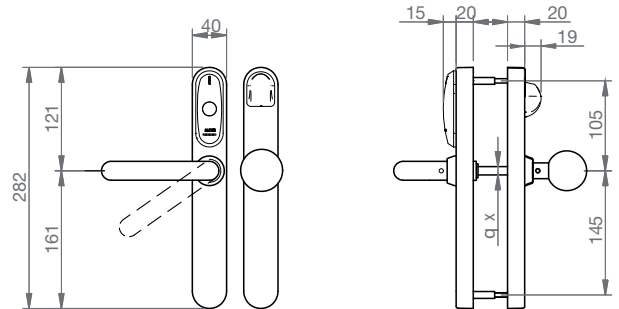
Clay by SALTO E40 | SKG version**

Designed to suit the needs of those doors that necessitate special reinforcement or require SKG certification against burglary.

MODEL E9550Y



MODEL E94K0Y



MAIN FEATURES

- Clutch mechanism escutcheon when unlocked handle moves free.
- Clay by SALTO wireless version for wireless real-time control.
- Door status detector to monitor intrusions or door left open status.
- For DIN Standard doors 18251 (Rose or short plate configuration depending on the models).
- Body and escutcheon made of steel.
- Dimensions: 269mm x 55mm x 22,5mm.
- Handle rotation: 30°.
- Door thickness compatibility: 30mm to 120mm.
- Distance from the handle to the cylinder: 72mm or 92mm.
- Compatible with DIN 18250 mortise locks.
- Compatible with European profile cylinders.
- Square spindles available: 8mm and 9mm.
- Emergency opening: Clay Emergency Power Supply device.
- IP55 compliant (external escutcheon).
- EN1634-2 EI 120 Fire Resistant.
- DIN 18273 compliant.

MAIN FEATURES

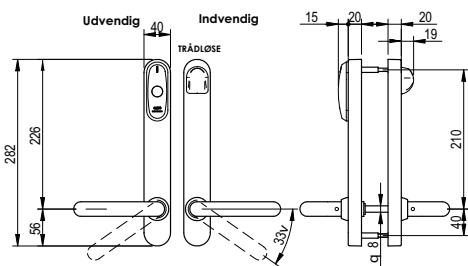
- Clutch mechanism escutcheon when unlocked handle moves free.
- Clay by SALTO wireless version for wireless real-time control.
- Door status detector to monitor intrusions or door left open status.
- Body and escutcheon made of steel.
- Dimensions: 282mm x 40mm x 20mm.
- Handle rotation: 33°.
- Door thickness compatibility: 30mm to 115mm.
- Distance from the handle to the cylinder: 47mm to 110mm.
- Compatible with DIN mortise locks, European mortise locks and narrow style mortise lock.
- Compatible with European profile cylinders and Swiss profile cylinders.
- Square spindles available: 8mm, 8mm split, 9mm and 9mm split.
- Emergency opening: Clay Emergency Power Supply device.
- IP55 compliant (external escutcheon).
- SKG** compliant (in combination with the correct mortise lock and cylinders).

Clay by SALTO Escutcheons for Scandinavian Mortise Locks

Clay by SALTO S40 | narrow body version

The Clay by SALTO-40 Scandinavian narrow body version doorlock are specially designed to fit most Scandinavian profile and narrow profile framed doors, and work with most Scandinavian mortise locks and cylinders.

MODEL S9450Y



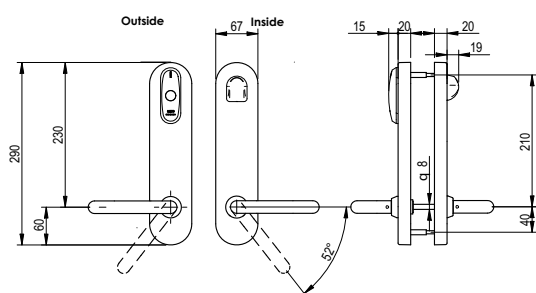
MAIN FEATURES

- Clutch mechanism escutcheon when unlocked handle moves free.
- Clay by SALTO wireless version for wireless real-time control.
- Door status detector to monitor intrusions or door left open status
- Body and escutcheon made of steel.
- Dimensions: 282mm x 40mm x 20mm.
- Handle rotation: 33°.
- Door thickness compatibility: 30mm to 115mm.
- Distance from the handle to the cylinder: 105mm.
- Compatible with Scandinavian modular mortise locks and narrow style mortise lock.
- Square spindles available 8mm, 8mm split.
- Mechanical override available.
- Emergency opening: Clay Emergency Power Supply device.
- IP55 compliant (external escutcheon).
- Fire resistant EN1634 compliant EI120 EI 60 Fire Resistant.

Clay by SALTO S60 | wide body version

The Clay by SALTO-60 wide version doorlock is specially designed to fit most Scandinavian profile doors, and work with the majority of Scandinavian mortise locks and cylinders. It is specially designed for use on busy, high traffic doors that need additional strength.

MODEL S9650Y



MAIN FEATURES

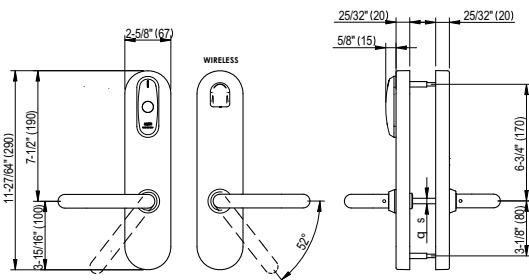
- Clutch mechanism escutcheon when unlocked handle moves free.
- Clay by SALTO wireless version for wireless real-time control.
- Door status detector to monitor intrusions or door left open status
- Body and escutcheon made of steel.
- Dimensions: 290mm x 67mm x 20mm.
- Handle rotation: 52°.
- Door thickness compatibility: 30mm to 115mm.
- Distance from the handle to the cylinder: 105mm.
- Compatible with Scandinavian modular mortise locks and narrow style mortise lock.
- Square spindles available 8mm, 8mm split.
- Mechanical override available.
- Emergency opening: Clay Emergency Power Supply device.
- IP55 compliant (external escutcheon).
- Fire resistant EN1634 compliant EI120 EI 60 Fire Resistant.

Clay by SALTO Escutcheons for ANSI Mortise Locks

Clay by SALTO A60 | ANSI version

The Clay by SALTO-60 wide body version doorlock for ANSI mortise locks is specially designed to be compatible with most ANSI mortise locks and tubular latches. It is designed for use on busy, high-traffic doors that need additional strength.

MODEL A9650Y



MAIN FEATURES

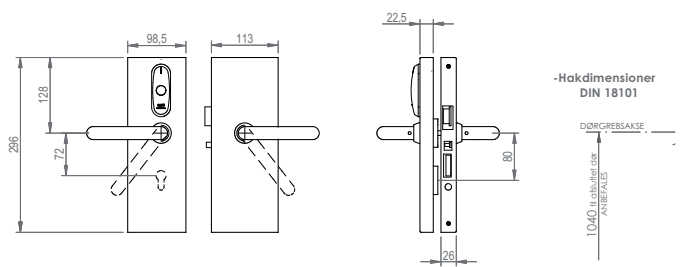
- Clutch mechanism escutcheon when unlocked handle moves free.
- Clay by SALTO wireless version for wireless real-time control.
- Door status detector to monitor intrusions or door left open status
- Body and escutcheon made of steel.
- Dimensions: 290mm x 67mm x 20mm.
- Handle rotation: 52°.
- Door thickness compatibility: 32mm to 120mm.
- Distance from the handle to the cylinder: 61mm, 62mm and 63mm.
- Compatible with ANSI mortise locks and tubular latches.
- Square spindles available: 8mm, diamond.
- Mechanical override available.
- ANSI/BHMA A156.25 Grade 1 compliant for heavy commercial, institutional and industrial use.
- Mechanical override available.
- Emergency opening: Clay Emergency Power Supply device.
- IP55 compliant (external escutcheon).
- Fire resistant UL listed (180 min steel doors, 90 min wooden doors).

Clay by SALTO Escutcheons for DIN Glass Door Locks

Clay by SALTO Glass door lock DIN 18101

The Clay by SALTO 'DIN' wireless glass doorlock has been designed for use with DIN 18101 standard glass doors. Its steel body is stylish and modern and its unique 'sandwich body' construction makes it easy to install - without having to replace the door.

MODEL E9650GDY



MAIN FEATURES


- Clutch mechanism escutcheon when unlocked handle moves free.
- Clay by SALTO wireless version for wireless real-time control.
- Door status detector to monitor intrusions or door left open status
- Body and escutcheon made of steel.
- Dimensions: 296mm x 98.5mm x 20mm.
- Glass door compatibility: Din 18101 standard.
- Automatic lock, the auxiliary latch (anticard) projects and deadlocks the deadbolt.
- Inside always allows free egress (anti panic function).
- Sandwich body design for easy installation.
- Mechanical override available.
- Emergency opening: Clay Emergency Power Supply device.
- High security through advanced hardened highly resistant anti-drill plates.
- Counter strike available for glass to glass doors.

Clay by SALTO Wireless Electronic Escutcheons Handles & Finishes

Handles

Clay by SALTO offers a wide choice of functional and styled design handles suitable for use on any type of door. Many of the lever handles have been designed to meet the latest DDA (Disability Discrimination Act) requirements, ensuring they are simple and easy to operate.

Various finish options are available to allow for contemporary or classic styling to match any taste and design in décor, and to help in DDA impaired vision requirements.



Finishes



Clay by SALTO offers a wide range of finishes to choose from, including PVD coating and RAL colours.

All finishes for handles and cover plates are made of stainless steel, including the PVD and antique brass finishes, with the exception of the O handle which is made of brass with a PVD coating and the cover plates made of stainless steel with a PVD coating.

Stainless steel finishes

Brass finishes

Ral colour



Satin
Stainless Steel
(IM)

Polished
Stainless Steel
(IP)

Antique
Brass
(IA)*

Satin
Brass PVD
(PM)

Polished
Brass PVD
(PP)

Black

*Please note that brass finishes may become discoloured over time due to their exposure to environmental conditions such as humidity, pollution and salt air. Rings and keys can also scratch the brass lacquer finish and once this has started to occur, discolouration will likely begin.

BioCote® antimicrobial finish

Microbes, e.g. Bacteria, mould and fung are found in every environment and are a natural part of everyday life. Even in the cleanest of surrounding microbes can multiply on surfaces. BioCote is incorporated at the time of manufacture into the products finish and will inhibit the growth of microbes that can cause unpleasant odours and deterioration of the product. SALTO has incorporated BioCote® silver ion technology to give products continuous, built-in antimicrobial protection, helping to prevent the growth of microbes including bacteria and mould on the surface by up to 99.99%.

BioCote® silver ion technology is Simple

This is a new finish that is applied to parts of the escutcheon for a small additional cost. The silver coating does not affect the aesthetics of the product and Bio-Cote® protected products do not require any specialist cleaning or additional maintenance. Just normal cleaning is required to maintain the warranty of the finish.

BioCote® silver ion technology is Safe

Silver is regarded as non toxic and is therefore a safe and natural alternative to synthetic, organic antimicrobials.



Clay by SALTO

Wireless Advanced Panic Bar Solutions

Clay by SALTO Advanced panic bar solutions enable emergency exit doors equipped with panic bars to be controlled with an innovative standalone electronic locking system.

Clay by SALTO wireless electronic locks can be fitted, in combination with adaptor kits, to more than 40 leading panic bars from the most popular manufacturers. Whether you have a mortise panic device or a rim panic device, Clay by SALTO has a solution.

Compliant with EN1125 depending on the panic bar, the lock and the Clay by SALTO panic bar kit.

All the benefits of Clay but for emergency exits.



Main features and benefits

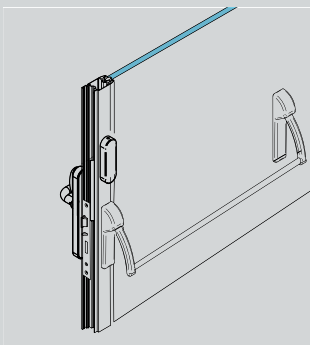
- Simple installation, possible on any type of door, including those with narrow frames.
- Clay by SALTO in wireless version for wireless real-time control.
- Choice of 40mm narrow or 67mm wide body handle set (depending on the panic bar compatibility).
- Suitable for door thicknesses of 30mm to 120mm.
- Concealed fixing screws for greater security and improved aesthetics.
- Mechanical override available.
- DDA (Disability Discrimination Act) compliant (depending on handle type).
- Non volatile memory (memory is not deleted, even if power fails).

Technical data

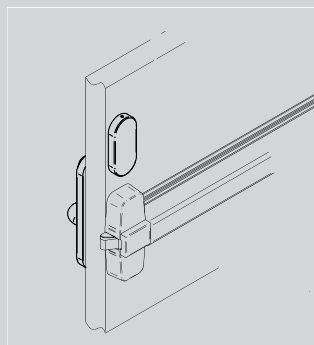
- **Current required:**
 - Clay by SALTO-40 narrow version: 3 alkaline batteries - LR03 - AAA 1,5V – Optional 3 Lithium batteries FR03 - AAA 1,5V (see environmental conditions).
 - Clay by SALTO-67 wide version: 3 alkaline batteries - LR6 - AA batteries FR6 – AA 1,5V (see environmental conditions).
- **Environmental conditions:**
 - External escutcheon: -20° / 70°.
- **Certifications:**
 - Highest EN standards including EN1125*.
 - IP55 Protection rating (external escutcheon).

Available lock modes:

- Standard (locked at all times)
- Open (Access groups defined via www.My-Clay.com)
- Open and Office mode



Mortise panic bar



Rim panic bar Mortise panic bar

Clay by SALTO Advanced Panic Bar Solutions

Clay by SALTO Panic bar PBE9000

Clay by SALTO PBE9000Y combines the highest safety standards with ease of use. Clay by SALTO PBE9000 series panic bar is EN1125 compliant* in combination with Clay by SALTO electronic escutcheons, LE7E31 or LE9E11 SALTO mortise lock, Clay by SALTO KPB (Kit Panic Bars). Its modern, aesthetic design makes it the perfect choice to compliment any architectural style.

MODEL PBE9000Y

**MAIN FEATURES**

- Mortise panic device.
- Mechanisms made of galvanized steel.
- Cover made of satin stainless steel or plastic depending on the finish.
- Finishes: red, green or satin stainless steel (stainless steel version).
- Handing Din left /Din right usable.
- Maximum wing width: 1300mm.
- Cover dimensions: 200mm x 35mm x 108.5mm.
- Spindle angle turn: 30° or 45° depending on the model.
- Square spindle: 9mm.

Clay by SALTO Panic bar PBA120 Antipanic


Clay by PBA12020 is a new mortise lock panic bar for emergency exit doors. EN1125 tested and approved, the PBA12020 provides full control of the door. The Clay by SALTO PBA12020 is also available with a passive leaf panic bar for double emergency exit doors.

MODEL PBA120Y

**MAIN FEATURES**

- Mortise panic device.
- Length of the panic bar up to 1150mm.
- EN1125 certified.
- 3 different finishes:
 - Black mechanism and red bar (aluminium).
 - Black mechanism and green bar (aluminium).
 - Satin chromium mechanism and satin stainless steel bar.
- Handle turning angle: 20°.
- Mortise lock made of stainless steel.
- Type 7F.
- Reversible, no handing.
- Door thickness compatible: 32mm to 115mm.

Clay by SALTO Panic Bar Kits

PANIC BAR KITS**Clay by SALTO Panic Bar Kits**

Clay by SALTO KPBs (Kit Panic Bars) make it possible to fit stand alone electronic escutcheons in combination with panic bars. Clay by SALTO has developed a wide range of KPBs that are compatible with the most popular panic bars on the market.

MAIN FEATURES

- 33 different kits.
- Compatible with over 40 types of panic bars.
- 2 different finishes, satin stainless steel or polished stainless steel.
- Door thickness compatibility: 30mm to 120mm.

Clay by SALTO

Electronic Wireless Cylinders



The SALTO range of electronic cylinders is fully integrated with Clay. The cylinders' versatile, compact size makes them an ideal solution for almost any type of door where fitting a conventional electronic handle set is not possible or required.

The Clay by SALTO electronic cylinders models offer wireless online capabilities making extremely easy the retrofit from mechanical cylinder to an access control door extremely easy.

Whatever your access control needs, Clay by SALTO electronic wireless cylinders provide an ultra-modern solution that will compliment any type of door wherever they are used.



Main features and benefits

- Simple installation possible on any type of door, including those with narrow frames.
- Clay by SALTO wireless version for wireless real-time control.
- Audit trail management via the Clay App.
- All communications between the Tag, ClayIQ, Clay Repeater and Clay cylinder are encrypted and secured.
- Choice of different cam and cylinder profiles: Euro profile, and UK oval, Mortise cylinders, Swiss profile, Scandinavian standards, Australian oval profile, RIM cylinders.
- Different finishes: BioCote®, Satin chrome, polished chrome, polished brass, satin brass and Black chrome.
- High security via high resistance, hardened anti-drill protection.
- Concealed fixing screws for greater security and improved aesthetics.
- Optional, torx screw to tighten the knob and convert the cylinder on a fix knob cylinder.
- Some models can always be opened from the inside (a single action panic feature works in conjunction with the relevant mortise lock)
- Low battery power indication monitored through the Clay-App.
- Dual colour LED (green / red) to indicate access authorisation.
- Clay cylinders in office mode, which means that specified doors are always unlocked during certain hours.

Technical data

- **Current required:**
 - 1 Lithium standard battery CR2.
 - Number of openings: approximately 40,000 openings on 1 battery
- **Environmental conditions:**
 - External knob: -20° / 65°.
 - Internal knob: -20° / 65°.
- **Certifications:**
 - IP 55 or IP66 protection rating depending on the model.
 - SKG*** compliant*.
 - EN1634 - EI90 fire resistant*.

Available cylinder modes:

- Standard (locked at all times)
- Open and Office mode
- End of Office mode

Clay by SALTO Wireless Electronic EU Cylinders

European profile half cylinder

The Clay by SALTO European profile half wireless electronic cylinder is specially designed to fit most Euro doors that are equipped with a European profile cylinder mortise lock.

MODEL G9E1Y



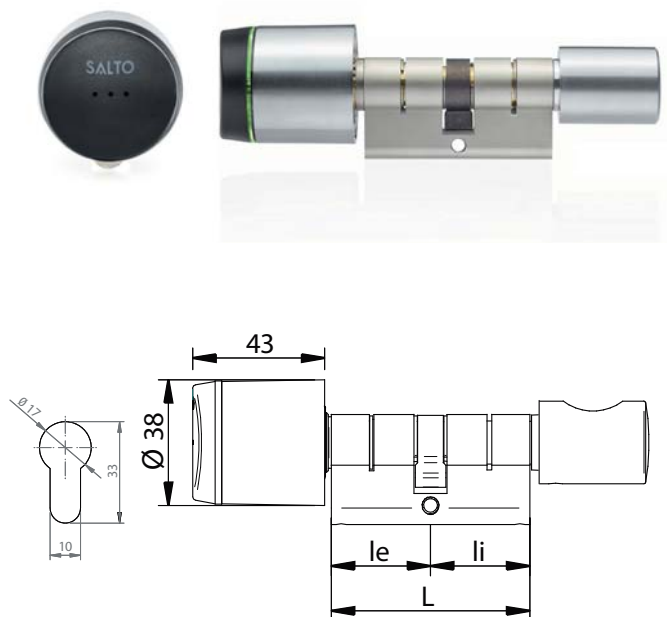
MAIN FEATURES

- Clay by SALTO wireless version for wireless real-time control.
- All communications between the ClayIQ/ Repeater and the Clay by SALTO wireless electronic cylinder are encrypted and secure.
- Optical signalling through light ring. Dual colour green/red to indicate access authorisation. Acoustic signal optional.
- Available in 6 different finishes: satin chrome, polished chrome, polished brass, satin brass, black satin chromiun and BioCote®.
- Different cam options: DIN 15mm cam for Euro profiles, 13.2mm cam for metal doors and cog wheel cam.
- High security via highly resistant hardened anti-drill protection.
- Concealed fixing screws for greater security and improved aesthetics.
- Optional, torx screw to tighten the knob and convert the cylinder on a fix knob cylinder.
- Emergency opening: Clay Emergency Power Supply device.
- Available from 40. up to 110mm in thickness.
- Anti-Panic function available.
- Plus plug options (+5mm / +10mm) for doors where cylinders needs additional length between the knob and the body.
- IP 55 or IP66 protection rating depending on the model.

European cylinder with thumbturn

The Clay by SALTO European profile wireless electronic cylinder is specially designed to fit most Euro doors that are equipped with a European profile cylinder mortise lock and could be also opened from the inside.

MODEL G9E2Y



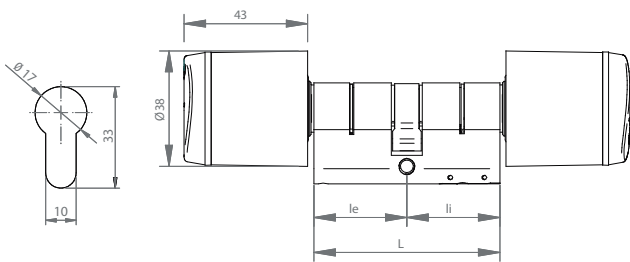
MAIN FEATURES

- Clay by SALTO wireless version for wireless real-time control.
- All communications between the ClayIQ/ Repeater and the Clay by SALTO wireless electronic cylinder are encrypted and secure.
- Optical signalling through light ring. Dual colour green/red to indicate access authorisation. Acoustic signal optional.
- Available in 6 different finishes: satin chrome, polished chrome, polished brass, satin brass, black satin chromiun and BioCote®.
- Different cam options: DIN 15mm cam for Euro profiles, 13.2mm cam for metal doors and cog wheel cam.
- High security via highly resistant hardened anti-drill protection.
- Concealed fixing screws for greater security and improved aesthetics.
- Optional, torx screw to tighten the knob and convert the cylinder on a fix knob cylinder.
- Emergency opening: Clay Emergency Power Supply device.
- Available from 60. up to 200mm in thickness.
- Anti-Panic function available.
- Plus plug options (+5mm / +10mm) for doors where cylinders needs additional length between the knob and the body.
- IP 55 or IP66 protection rating depending on the model.

European profile double cylinder

The Clay by SALTO European profile double wireless electronic cylinder is specially designed to fit most Euro doors that are equipped with a European profile cylinder mortise lock and where a double control (entrance & exit) function is needed.

MODEL G9E3Y



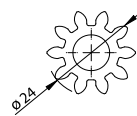
MAIN FEATURES

- Clay by SALTO wireless version for wireless real-time control.
- All communications between the Clay/IQ/ Repeater and the Clay by SALTO wireless electronic cylinder are encrypted and secure.
- Optical signalling through light ring. Dual colour green/red to indicate access authorisation. Acoustic signal optional.
- Available in 6 different finishes: satin chrome, polished chrome, polished brass, satin brass, black satin chromiun and BioCote®.
- Different cam options: DIN 15mm cam for Euro profiles, 13.2mm cam for metal doors and cog wheel cam.
- High security via highly resistant hardened anti-drill protection.
- Concealed fixing screws for greater security and improved aesthetics.
- Optional, torx screw to tighten the knob and convert the cylinder on a fix knob cylinder.
- Emergency opening: Clay Emergency Power Supply device.
- Available from 60. up to 200mm in thickness.
- Plus plug options (+5mm / +10mm) for doors where cylinders needs additional length between the knob and the body.
- IP 55 or IP66 protection rating depending on the model.


Cog-wheel cam cylinder

The Clay SALTO GEO Cog-wheel cam electronic wireless cylinder is specially designed to fit most lock cases using cog wheel locking mechanism.

MODEL G9EXSGY



Cog wheel cam
10 teeth.



Cog wheel cam
13 teeth.

MAIN FEATURES

- Clay by SALTO wireless version for wireless real-time control.
- All communications between the Clay/IQ/ Repeater and the Clay by SALTO wireless electronic cylinder are encrypted and secure.
- Optical signalling through light ring. Dual colour green/red to indicate access authorisation. Acoustic signal optional.
- Available in 6 different finishes: satin chrome, polished chrome, polished brass, satin brass, black satin chromiun and BioCote®.
- High security via highly resistant hardened anti-drill protection.
- Concealed fixing screws for greater security and improved aesthetics.
- Optional, torx screw to tighten the knob and convert the cylinder on a fix knob cylinder.
- Emergency opening: Clay Emergency Power Supply device.
- 2 different Cog Wheel Cams available for EU profile mortise locks:
 - Cog-wheel cam 10 teeth. / Cog-wheel cam 13 teeth.
- Available in Swiss round profile.
- Available from 40. up to 200mm in thickness depending on the model.
- Plus plug options (+5mm / +10mm) for doors where cylinders needs additional length between the knob and the body.
- IP 55 or IP66 protection rating depending on the model.

Clay by SALTO Wireless Electronic UK Cylinders

UK oval profile half cylinder

The Clay by SALTO UK oval half wireless electronic cylinder is specially designed to fit most doors that are equipped with a UK oval profile cylinder mortise lock.

MODEL G9U1Y



MAIN FEATURES

- Clay by SALTO wireless version for wireless real-time control.
- All communications between the ClayIQ/ Repeater and the Clay by SALTO wireless electronic cylinder are encrypted and secure.
- Optical signalling through light ring. Dual colour green/red to indicate access authorisation. Acoustic signal optional.
- Available in 6 different finishes: satin chrome, polished chrome, polished brass, satin brass, black satin chromiun and BioCote®.
- Cam options: UK cam 14.3mm.
- High security via highly resistant hardened anti-drill protection.
- Concealed fixing screws for greater security and improved aesthetics.
- Optional, torx screw to tighten the knob and convert the cylinder on a fix knob cylinder.
- Emergency opening: Clay Emergency Power Supply device.
- Available from 40. up to 110mm in thickness.
- Anti-Panic function available.
- Plus plug options (+5mm / +10mm) for doors where cylinders needs additional length between the knob and the body.
- IP 55 or IP66 protection rating depending on the model.

UK oval profile cylinder with thumbturn

The Clay by SALTO UK oval wireless electronic cylinder is specially designed to fit most doors that are equipped with a UK profile cylinder mortise lock. Opening from the inside is always possible through its built-in thumbturn.

MODEL G9U2Y



MAIN FEATURES

- Clay by SALTO wireless version for wireless real-time control.
- All communications between the ClayIQ/ Repeater and the Clay by SALTO wireless electronic cylinder are encrypted and secure.
- Optical signalling through light ring. Dual colour green/red to indicate access authorisation. Acoustic signal optional.
- Available in 6 different finishes: satin chrome, polished chrome, polished brass, satin brass, black satin chromiun and BioCote®.
- Cam options: UK cam 14.3mm.
- High security via highly resistant hardened anti-drill protection.
- Concealed fixing screws for greater security and improved aesthetics.
- Optional, torx screw to tighten the knob and convert the cylinder on a fix knob cylinder.
- Emergency opening: Clay Emergency Power Supply device.
- Available from 60. up to 200mm in thickness.
- Anti-Panic function available.
- Plus plug options (+5mm / +10mm) for doors where cylinders needs additional length between the knob and the body.
- IP 55 or IP66 protection rating depending on the model.

UK oval profile double cylinder

The Clay by SALTO UK oval double wireless electronic cylinder is specially designed to fit most doors that are equipped with a UK profile cylinder mortise lock and where a double control (entrance & exit) function is needed.

MODEL G9U3Y



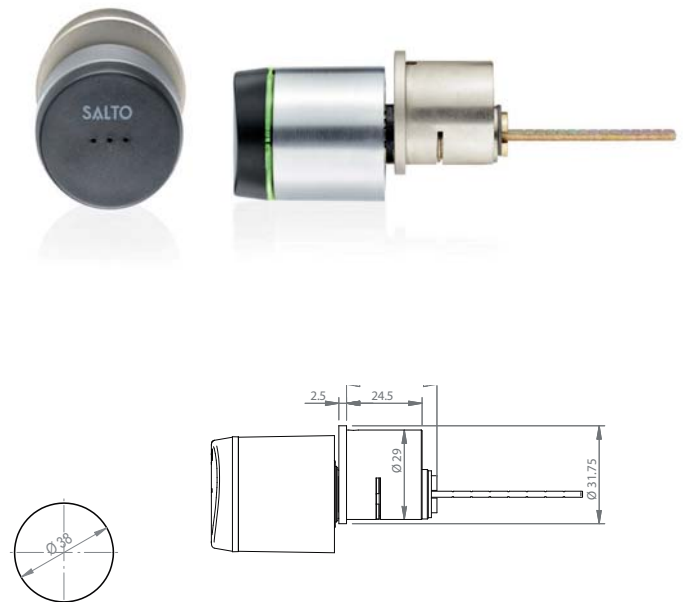
MAIN FEATURES

- Clay by SALTO wireless version for wireless real-time control.
- All communications between the ClayIQ/ Repeater and the Clay by SALTO wireless electronic cylinder are encrypted and secure.
- Optical signalling through light ring. Dual colour green/red to indicate access authorisation. Acoustic signal optional.
- Available in 6 different finishes: satin chrome, polished chrome, polished brass, satin brass, black satin chromium and BioCote®.
- Cam options: UK cam 14.3mm
- High security via highly resistant hardened anti-drill protection.
- Concealed fixing screws for greater security and improved aesthetics.
- Optional, torx screw to tighten the knob and convert the cylinder on a fix knob cylinder.
- Emergency opening: Clay Emergency Power Supply device.
- Available from 60. up to 200mm in thickness.
- Plus plug options (+5mm / +10mm) for doors where cylinders needs additional length between the knob and the body.
- IP 55 or IP66 protection rating depending on the model.

RIM UK Cylinder

The Clay by SALTO RIM UK wireless electronic cylinder is specially designed to fit most doors that are equipped with surface mounted lock cases, panic bars and top guards that need this kind of locking system.

MODEL G9K1Y



MAIN FEATURES

- Clay by SALTO wireless version for wireless real-time control.
- All communications between the ClayIQ/ Repeater and the Clay by SALTO wireless electronic cylinder are encrypted and secure.
- Optical signalling through light ring. Dual colour green/red to indicate access authorisation. Acoustic signal optional.
- Available in 6 different finishes: satin chrome, polished chrome, polished brass, satin brass, black satin chromium and BioCote®.
- High security via highly resistant hardened anti-drill protection.
- Concealed fixing screws for greater security and improved aesthetics.
- Optional, torx screw to tighten the knob and convert the cylinder on a fix knob cylinder.
- Emergency opening: Clay Emergency Power Supply device.
- IP 55 or IP66 protection rating depending on the model.

Clay by SALTO Wireless Electronic Scandinavian NORDIC Cylinders

Scandinavian profile cylinder

The Clay by SALTO scandinavian wireless electronic cylinder is specially designed to fit most doors that are equipped with a Scandinavian profile cylinder mortise lock. In combination with the G9S2Y, it can be a double reader (entrance & exit).

MODEL G9S1Y



MAIN FEATURES

- Clay by SALTO wireless version for wireless real-time control.
- All communications between the ClayIQ/ Repeater and the Clay by SALTO wireless electronic cylinder are encrypted and secure.
- Optical signalling through light ring. Dual colour green/red to indicate access authorisation. Acoustic signal optional.
- Available in 6 different finishes: satin chrome, polished chrome, polished brass, satin brass, black satin chromiun and BioCote®.
- High security via highly resistant hardened anti-drill protection.
- Concealed fixing screws for greater security and improved aesthetics.
- Optional, torx screw to tighten the knob and convert the cylinder on a fix knob cylinder.
- Emergency opening: Clay Emergency Power Supply device.
- IP 55 or IP66 protection rating depending on the model.
- In combination with the G9S2 it can be a double reader.

Scandinavian profile inside cylinder

The Clay by SALTO scandinavian wireless electronic cylinder is specially designed to fit most doors that are equipped with a Inside cylinder for Scandinavian lock. In combination with the G9S1Y, it can be a double reader (entrance & exit).

MODEL G9S2Y



MAIN FEATURES

- Clay by SALTO wireless version for wireless real-time control.
- All communications between the ClayIQ/ Repeater and the Clay by SALTO wireless electronic cylinder are encrypted and secure.
- Optical signalling through light ring. Dual colour green/red to indicate access authorisation. Acoustic signal optional.
- Available in 6 different finishes: satin chrome, polished chrome, polished brass, satin brass, black satin chromiun and BioCote®.
- High security via highly resistant hardened anti-drill protection.
- Concealed fixing screws for greater security and improved aesthetics.
- Optional, torx screw to tighten the knob and convert the cylinder on a fix knob cylinder.
- Emergency opening: Clay Emergency Power Supply device.
- IP 55 or IP66 protection rating depending on the model.
- In combination with the G9S1 it can be a double reader.

Scandinavian profile Security cylinder

The Clay by SALTO scandinavian wireless electronic cylinder is specially designed to fit most doors that are equipped with a Scandinavian external profile cylinder mortise lock.

MODEL G9S3Y



MAIN FEATURES

- Clay by SALTO wireless version for wireless real-time control.
- All communications between the Clay/IQ/ Repeater and the Clay by SALTO wireless electronic cylinder are encrypted and secure.
- Optical signalling through light ring. Dual colour green/red to indicate access authorisation. Acoustic signal optional.
- Available in 6 different finishes: satin chrome, polished chrome, polished brass, satin brass, black satin chromium and BioCote®.
- High security via highly resistant hardened anti-drill protection.
- Concealed fixing screws for greater security and improved aesthetics.
- Optional, torx screw to tighten the knob and convert the cylinder on a fix knob cylinder.
- Emergency opening: Clay Emergency Power Supply device.
- IP 55 or IP66 protection rating depending on the model.

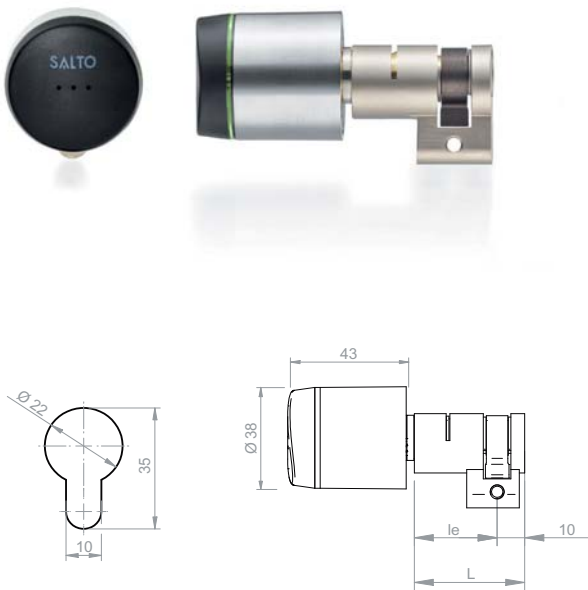
Clay by SALTO Wireless Electronic Swiss Cylinders

Swiss round profile half cylinders

The Clay by SALTO Swiss round half wireless electronic cylinder is specially designed for doors with a Swiss round profile cylinder mortise lock.

For special applications, e.g. use in switch solutions for garage doors or elevators panel.

MODEL G9H1Y



MAIN FEATURES

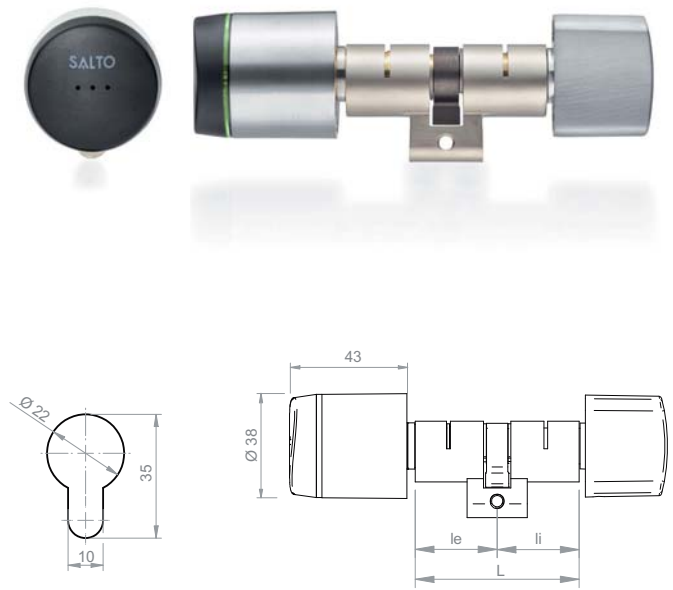
- Clay by SALTO wireless version for wireless real-time control.
- All communications between the ClayIQ/ Repeater and the Clay by SALTO wireless electronic cylinder are encrypted and secure.
- Optical signalling through light ring. Dual colour green/red to indicate access authorisation. Acoustic signal optional.
- Available in 6 different finishes: satin chrome, polished chrome, polished brass, satin brass, black satin chromiun and BioCote®.
- Different cam options: 15mm cam for Swiss profiles, 10 teeth cog wheel cam and 13 teeth cog wheel cam.
- High security via highly resistant hardened anti-drill protection.
- Concealed fixing screws for greater security and improved aesthetics.
- Optional, torx screw to tighten the knob and convert the cylinder on a fix knob cylinder.
- Emergency opening: Clay Emergency Power Supply device.
- Available from 40mm up to 100mm in thickness (special body length available for glass doors).
- Plus plug options (+5mm / +10mm) for doors where cylinders needs additional length between the knob and the body.
- IP 55 or IP66 protection rating depending on the model.

Swiss round profile cylinders with thumbturn

The Clay by SALTO Swiss round wireless electronic cylinder is specially designed for doors with a Swiss round profile cylinder mortise lock with thumbturn inside.

This model permits to be opened or locked also from the inside.

MODEL G9H2Y



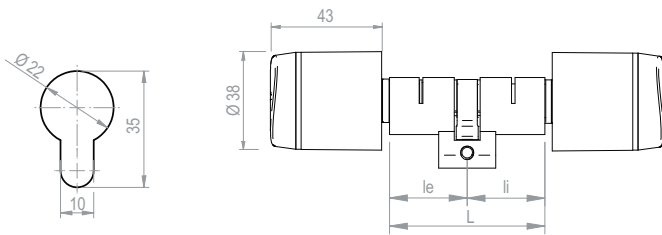
MAIN FEATURES

- Clay by SALTO wireless version for wireless real-time control.
- All communications between the ClayIQ/ Repeater and the Clay by SALTO wireless electronic cylinder are encrypted and secure.
- Optical signalling through light ring. Dual colour green/red to indicate access authorisation. Acoustic signal optional.
- Available in 6 different finishes: satin chrome, polished chrome, polished brass, satin brass, black satin chromiun and BioCote®.
- Different cam options: 15mm cam for Swiss profiles, 10 teeth cog wheel cam and 13 teeth cog wheel cam.
- High security via highly resistant hardened anti-drill protection.
- Concealed fixing screws for greater security and improved aesthetics.
- Optional, torx screw to tighten the knob and convert the cylinder on a fix knob cylinder.
- Emergency opening: Clay Emergency Power Supply device.
- Available from 60mm up to 200mm in thickness (special body length available for glass doors).
- Plus plug options (+5mm / +10mm) for doors where cylinders needs additional length between the knob and the body.
- IIP 55 or IP66 protection rating depending on the model.

Swiss round profile double cylinders

The Clay by SALTO Swiss round profile double wireless electronic cylinder is specially designed to fit most doors that are equipped with a Swiss round profile cylinder mortise lock and where a double control (entrance & exit) function is needed.

MODEL G9H3Y



MAIN FEATURES

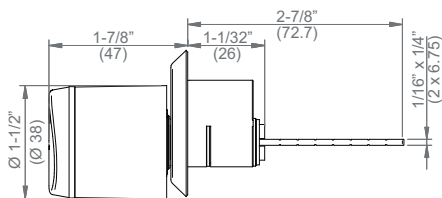
- Clay by SALTO wireless version for wireless real-time control.
- All communications between the ClayIQ/ Repeater and the Clay by SALTO wireless electronic cylinder are encrypted and secure.
- Optical signalling through light ring. Dual colour green/red to indicate access authorisation. Acoustic signal optional.
- Available in 6 different finishes: satin chrome, polished chrome, polished brass, satin brass, black satin chromiun and BioCote®.
- Different cam options: 15mm cam for Swiss profiles, 10 teeth cog wheel cam and 13 teeth cog wheel cam.
- High security via highly resistant hardened anti-drill protection.
- Concealed fixing screws for greater security and improved aesthetics.
- Optional, torx screw to tighten the knob and convert the cylinder on a fix knob cylinder.
- Emergency opening: Clay Emergency Power Supply device.
- Available from 60mm up to 200mm in thickness (special body length available for glass doors).
- Plus plug options (+5mm / +10mm) for doors where cylinders needs additional length between the knob and the body.
- IP 55 or IP66 protection rating depending on the model.

Clay by SALTO Wireless Electronic US Cylinders

US RIM profile cylinders

The Clay by SALTO US RIM wireless electronic cylinder is specially designed to fit most doors that are equipped with surface mounted lock cases, Panic Bars and top guards that need a US RIM cylinder.

MODEL G9B1Y



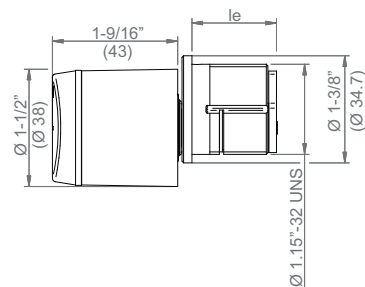
MAIN FEATURES

- Clay by SALTO wireless version for wireless real-time control.
- All communications between the ClayIQ/ Repeater and the Clay by SALTO wireless electronic cylinder are encrypted and secure.
- Optical signalling through light ring. Dual colour green/red to indicate access authorisation. Acoustic signal optional.
- Available in 6 different finishes: satin chrome, polished chrome, polished brass, satin brass, black satin chromiun and BioCote®.
- High security via highly resistant hardened anti-drill protection.
- Concealed fixing screws for greater security and improved aesthetics.
- Optional, torx screw to tighten the knob and convert the cylinder on a fix knob cylinder.
- Emergency opening: Clay Emergency Power Supply device.
- Collar included.
- IP 55 or IP66 protection rating depending on the model.

US mortise profile cylinders

The Clay by SALTO wireless electronic US mortise cylinder is specially designed to fit most doors that are equipped with an ANSI Mortise lock that needs a Mortise cylinder.

MODEL G9M1Y



MAIN FEATURES

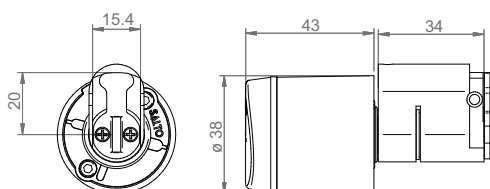
- Clay by SALTO wireless version for wireless real-time control.
- All communications between the ClayIQ/ Repeater and the Clay by SALTO wireless electronic cylinder are encrypted and secure.
- Optical signalling through light ring. Dual colour green/red to indicate access authorisation. Acoustic signal optional.
- Available in 6 different finishes: satin chrome, polished chrome, polished brass, satin brass, black satin chromiun and BioCote®.
- Cam options: includes 2 of the most popular cams.
- High security via highly resistant hardened anti-drill protection.
- Concealed fixing screws for greater security and improved aesthetics.
- Optional, torx screw to tighten the knob and convert the cylinder on a fix knob cylinder.
- Emergency opening: Clay Emergency Power Supply device.
- Available for distances from 29. up to 50mm (1-1/8" upto 1").
- IP 55 or IP66 protection rating depending on the model.

Clay by SALTO Wireless Electronic Australian oval Cylinders

Australian oval profile cylinders

The Clay by SALTO wireless electronic Australian cylinder is specially designed to fit most Australian doors that are equipped with a Australian oval profile cylinder mortise lock.

MODEL G9A1Y



MAIN FEATURES

- Clay by SALTO wireless version for wireless real-time control.
- All communications between the Clay/IQ/ Repeater and the Clay by SALTO wireless electronic cylinder are encrypted and secure.
- Optical signalling through light ring. Dual colour green/red to indicate access authorisation. Acoustic signal optional.
- Available in 6 different finishes: satin chrome, polished chrome, polished brass, satin brass, black satin chromiun and BioCote®.
- High security via highly resistant hardened anti-drill protection.
- Concealed fixing screws for greater security and improved aesthetics.
- Optional, torx screw to tighten the knob and convert the cylinder on a fix knob cylinder.
- Emergency opening: Clay Emergency Power Supply device.
- IP 55 or IP66 protection rating depending on the model.

Clay by SALTO Wireless Electronic Padlocks

Electronic Padlock

The Clay by SALTO wireless electronic padlock is a versatile locking solution that enables users to benefit from the advantages of electronic access control where previously it was only possible to use a mechanical locking solution.

MODEL G9P248Y



MAIN FEATURES

- Padlock body made of brass with a Stainless steel finish.
- Padlock shackle made of stainless steel.
- Clay by SALTO wireless version for wireless real-time control.
- All communications between the ClayIQ/ Repeater and the Clay by SALTO wireless electronic padlock are encrypted and secure.
- Optical signalling through light ring. Dual colour green/red to indicate access authorisation. Acoustic signal optional.
- Available in polished chrome finish.
- High security via high resistance, hardened anti-drill protection.
- Concealed fixing screws for greater security and improved aesthetics.
- Emergency opening: Clay Emergency Power Supply device.
- IP66 protection rating depending on the model.
- Available in different models.

The Clay by SALTO padlock is designed for use in non-harsh environments only, and should not be used in applications where damage to the reader through dropping may be caused i.e. on chains attached to gates etc.

Electronic Padlock

The Clay by SALTO wireless electronic padlock is a versatile locking solution designed for securing perimeter or fire access gates, industrial equipment yards and residential storage areas.

MODEL G9P258Y



MAIN FEATURES

- Padlock body made of brass with a Stainless steel finish.
- Padlock shackle made of stainless steel.
- Clay by SALTO wireless version for wireless real-time control.
- All communications between the ClayIQ/ Repeater and the Clay by SALTO wireless electronic padlock are encrypted and secure.
- Optical signalling through light ring. Dual colour green/red to indicate access authorisation. Acoustic signal optional.
- Available in polished chrome finish.
- High security via high resistance, hardened anti-drill protection.
- Concealed fixing screws for greater security and improved aesthetics.
- Emergency opening: Clay Emergency Power Supply device.
- IP66 protection rating depending on the model.
- Available in different models.

The Clay by SALTO padlock is designed for use in non-harsh environments only, and should not be used in applications where damage to the reader through dropping may be caused i.e. on chains attached to gates etc.

Clay by SALTO Wireless Electronic swing handle Cylinders

Swing handle cylinders for server rack

The Clay by SALTO G9E9Y half cylinder is specially designed to fit most swing handle* locking systems (DIRAK®, EMKA® and others). This cylinder is a cost-effective solution and its compact size and easy installation makes it the ideal electronic locking system for cabinets using swing handles locking mechanisms like server racks, electric boards etc. It enhances the control and security of server racks, cabinets, electric boards...

MODEL G9E9Y

**MAIN FEATURES**

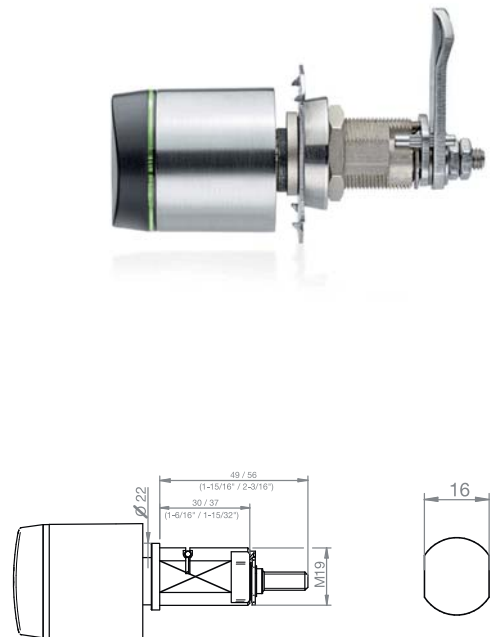
- Clay by SALTO wireless version for wireless real-time control.
- All communications between the ClayIQ/ Repeater and the Clay by SALTO wireless electronic cylinder are encrypted and secure.
- Optical signalling through light ring. Dual colour green/red to indicate access authorisation. Acoustic signal optional.
- Available in 6 different finishes: satin chrome, polished chrome, polished brass, satin brass, black satin chromiun and BioCote®.
- High security via highly resistant hardened anti-drill protection.
- Optional, with knob extension of 5mm or 10mm for swinghandles with sliding cover.
- Concealed fixing screws for greater security and improved aesthetics.
- Optional, torx screw to tighten the knob and convert the cylinder on a fix knob cylinder.
- Emergency opening: Clay Emergency Power Supply device.
- IP 55 or IP66 protection rating depending on the model.

Clay by SALTO Wireless Electronic CAM Cylinders

Cam Lock cylinder

The Clay by SALTO Cam Lock Electronic Cylinder is specially designed to fit most cabinets equipped with a cam locking mechanisms like cabinets and cupboards. The cam itself acts as a locking bolt and is directly operated when the card is presented by the user and turns the plug, the cam is rotated between 180 and 90 degrees, securing the lock.

MODEL GxCL1Y

**MAIN FEATURES**

- Clay by SALTO wireless version for wireless real-time control.
- All communications between the ClayIQ/ Repeater and the Clay by SALTO wireless electronic cylinder are encrypted and secure.
- Optical signalling through light ring. Dual colour green/red to indicate access authorisation. Acoustic signal optional.
- All communications between the ClayTag and the cylinder are encrypted and secure.
- Available in 6 different finishes: satin chrome, polished chrome, polished brass, satin brass, black satin chromiun and BioCote®.
- High security via high resistance, hardened anti-drill protection.
- Concealed fixing screws for greater security and improved aesthetics.
- Optional, torx screw to tighten the knob and convert the cylinder on a fix knob cylinder.
- Emergency opening by means of portable programming device (PPD).
- Body diameter of 19mm.
- Available for lengths from 29 mm (door thickness 1mm to 15mm) and 47mm (door thickness 15mm to 22mm).
- Different cams lengths: 28mm. or 40mm.
- IP 55 or IP66 protection rating depending on the model.

Clay by SALTO Wireless Electronic Cylinders Finishes

Electronic Cylinder Finishes

The Clay by SALTO wireless electronic cylinder is available in a choice of 6 different finishes to perfectly compliment any taste in décor and design. These are: Satin chrome, polished chrome, PVD polished brass, PVD satin brass, BioCote® antimicrobial coating and Black chrome.

CSB

Satin chrome



CPB

Polished chrome



PPB

Polished bright brass
(PVD)



PMB

Satin brass
(PVD)



BCB

BioCote® antimicrobial finish*



NEB

Black satin chromium



* Only available for Clay cylinder black reader models

Clay by SALTO Wireless Electronic Cylinders Applications and Accessories

Clay by SALTO wireless electronic applications

Clay by SALTO wireless electronic cylinders are modular, flexible and easy to install in any kind of door. It's been specially designed and developed for use with doors where normal escutcheons cannot be fitted or are not allowed i.e. antique doors, certain types of fire doors, some types of multipoint locking systems etc. So whatever you want to control: a standard door, a glass door, an aluminium door, a steel door, a lift or elevator, a car park barrier or gate, entry to a data centre, access to a server cabinet, the security of a container or anything else Clay by SALTO cylinders are the answer.

- 1 Server and rack solutions
- 2 Switch solutions
- 3 Elevator solutions
- 4 Padlock solutions



Clay by SALTO Cylinders grips

Clay by SALTO cylinder grips have been designed to improve the operation of SALTO GEO electronic cylinders. Suitable for use with gloves or by the disabled, the new Clay by SALTO Cylinders Grips provide an additional surface making the knob easier to operate.

- 1 GRIP A (DDA)
- 2 GRIP H



- Clay by SALTO Cylinder Grip A model:
 - (DDA compliant, adapted to suit disabled people.)
- Clay by SALTO Cylinders Grip H and A models are available in:
 - Red,
 - Blue,
 - Yellow,
 - Green,
 - White
 - Black.
- They come with BioCote® antimicrobial technology making them suitable for use in all kinds of applications.



Clay by SALTO

Wall Reader & Control Unit

The revolutionary design of the Clay by SALTO Wall Reader in combination with the Clay by SALTO Control Unit, allows to optimize access control to all those doors where an electronic lock cannot be fitted. For example, fences, lifts, mechanic doors, barriers and so on.

Wall Readers read the encrypted data the ClayTag has and communicates them to the Unit Control, which talks wirelessly with the ClayIQ.

Allowing the user, among other options, to open remotely garage barriers from his car, for instance.

Technical data

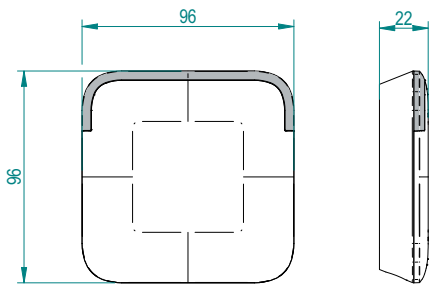
- Innovative LED design.
- IEEE 802.15.4 2.4Ghz radio for CLAYIQ communication.
- AES 128bits encryption.
- Cloud based real time communication.
- 2 Relay Outputs.
- REXT and DOOR inputs.
- Up to 120m from CU to WR.



Wall Reader & Control Unit

Wall Reader

The Clay Wall Reader offers a wide range of possibilities thanks to its breakthrough design. Besides, it can be installed both outdoors and indoors, turning into the ideal solution for any type of access, even where an electric lock cannot be fitted. Parking barriers, for instance.

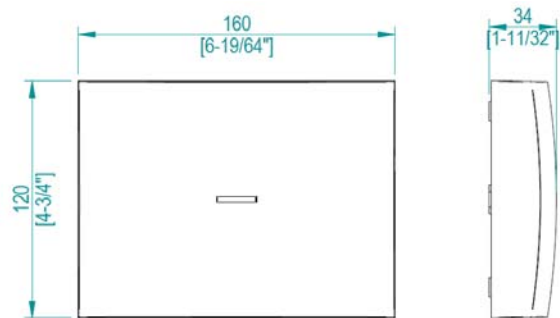


MAIN FEATURES

- Contactless reading of the ClayTag.
- Optical signalling through innovative LED design. Dual colour green/red to indicate access authorisation.
- Available in 2 different colors: Black and White.
- Connection to the Clay Control Unit using UTP CAT 5 cable Max 100m (200m if 2 pairs are used for the red and the black cables)
- Concealed fixing screws for greater security and improved aesthetics.
- Gang electrical standard box measures.
- Dimensions: 96mm x 96mm x 15.5mm (W x H x D).
- IP66 protection rating.

Control Unit

The Clay Control Unit allows to increase and improve the benefits, thanks to the wall reader, to all those accesses where a lock can't be installed. It talks wirelessly with the ClayIQ, and reporting all events that take place on the Wall Reader.



MAIN FEATURES

- Clay by SALTO wireless version for wireless real-time control.
- All communications between the ClayIQ/ Repeater and the Clay by SALTO Wall Reader are encrypted and secure.
- Wireless radio frequency based on IEEE 802.15.4 at 2,4Ghz
- Cover box available in 2 different colors: Black and White.
- Concealed fixing screws for greater security and improved aesthetics.
- Dimensions: 160mm x 120mm x 34mm (W x H x D).
- LED Signalization. Green: Connected to ClayIQ; Red: Not connected to ClayIQ.
- Power input for use with user power supply. Optional: Clay power supply power input available.

Clay by SALTO

ClayIQ & Clay Repeater

The ClayIQ is the center of the Clay Universe. It connects your wireless locks to the My-Clay cloud. Mount the ClayIQ with the included mount bracket, plug it into the power outlet and activate it in your My-Clay account

The Clay Repeater allows you to extend the distance between the ClayIQ and your locks. ClayIQ and locks can be 1–10 meters apart but each time you add a Clay Repeater you extend this with 10 meters. You may add 3 repeaters in between a ClayIQ and a lock which means that maximum distance between door and ClayIQ can go up to 40 meters.

Clay Repeater main features and benefits

- Wireless radio frequency based on IEEE 802.15.4 at 2,4Ghz.
- AES 128bits encryption.
- Fully wireless
- Mix and Match
- Online in real time communication.

ClayIQ main features and benefits

- Cellular connection 2G/3G
- Distances to Clay Lock and Cylinder up to 10 meters
- Matching Adapter included with 3 meter cable
- Innovative LED design
- 2 screw mounting
- Installs in any environment, no cabling required



ClayIQ & Clay Repeater

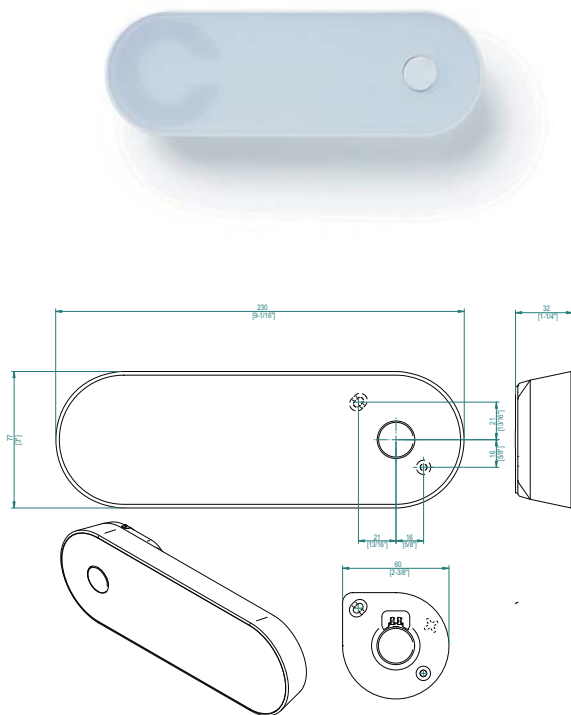
ClayIQ

The ClayIQ is the center of the Clay Universe. It connects your wireless locks to the My-Clay cloud. Mount the ClayIQ with the included mount bracket, plug it into the power outlet and activate it in your My-Clay account.

Clay Repeater

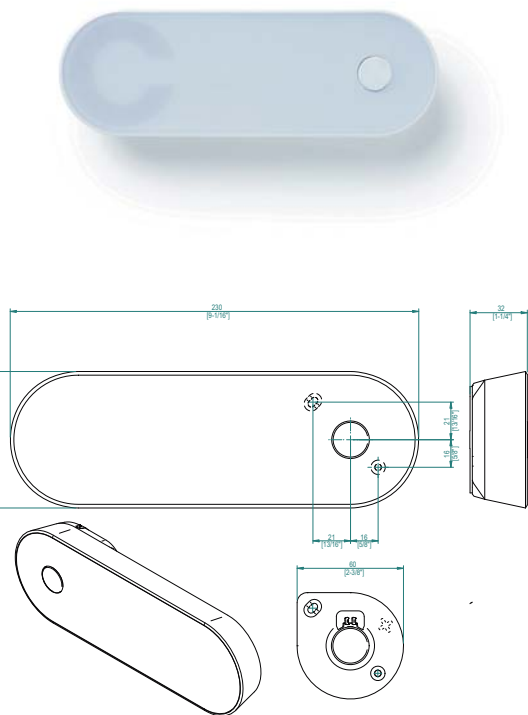
The Clay Repeater allows you to extend the distance between the ClayIQ and your locks. ClayIQ and locks can be 1–10 meters apart but each time you add a Clay Repeater you extend this by another 15 meters. You may add 3 repeaters in between a ClayIQ and a lock which means that maximum distance between door and ClayIQ can go up to 40 meters.

MODEL ClayIQ 1.0

**MAIN FEATURES**

- Wireless radio frequency based on IEEE 802.15.4 at 2.4GHz.
- AeS 128bits encryption.

MODEL Clay Repeater 1.0

**MAIN FEATURES**

- Plug and play connectivity in 100+ countries.
- 2 step online activation.
- Over the Air (OTA) firmware updates.
- TLS secured communication.
- No data outage risk through best roaming guaranty.
- Connects up to 16 doors per ClayIQ.
- Unlimited ClayIQ's per account.

Clay by SALTO

ClayTags



Key benefits include

- ClayTags meet ISO Standards.
- Battery free carriers.
- 1 Tag, 5 colors
- Waterproof.
- 13,56 Mhz
- 1 Tag for multiple Clay systems.
- Secure, copyproof data carrier for high security.
- Strong, ergonomic design for long life.
- High resistance to variations in weather conditions.
- Comfortable to use - can be carried on a key ring alongside "traditional keys"

1 Tag 5 colours

- 1 White
- 2 Forest Green
- 3 Grass Green
- 4 Lime Green
- 5 Grey



Clay Tags - Meet your new key

The Clay Tag is the smallest of the Clay family but highly secure and just as good-looking. The heart of the tag holds the most secure RFID chip available in the market to make sure that its impossible to duplicate the Tag ID.



Adding Tags

To add tags you just select one of your doors and use the secured 2 minute window to present them at the lock. Once add, they are yours forever!



Blocking Tags

In case someone has lost or did not return one of your tags you simply block them via My-Clay. Blocking is real-time without any delay and when you retrieve a tag you simply unblock it.



1 Tag but 5 colors

No one is alike and Clay understands. That's why the ClayTag will be available in 5 colors: White, Grey and 3 Greens!



No batteries

The ClayTag is a passive device meaning that it doesn't hold a battery. The power needed for communication comes from Clay Doorlock/ Cylinder so the ClayTag never runs out of energy.



The looks

When designing Clay we noticed that many tags are, let's say, a bit dull. We decided to make the ClayTag something nice to fit your personal taste with our 5 colors.



Security

You can add any ClayTag to your system but once they are added they will only work on the doors that you want them to work on. The RFID technology used is the same as in many governmental and military applications and uses AES algorithm.

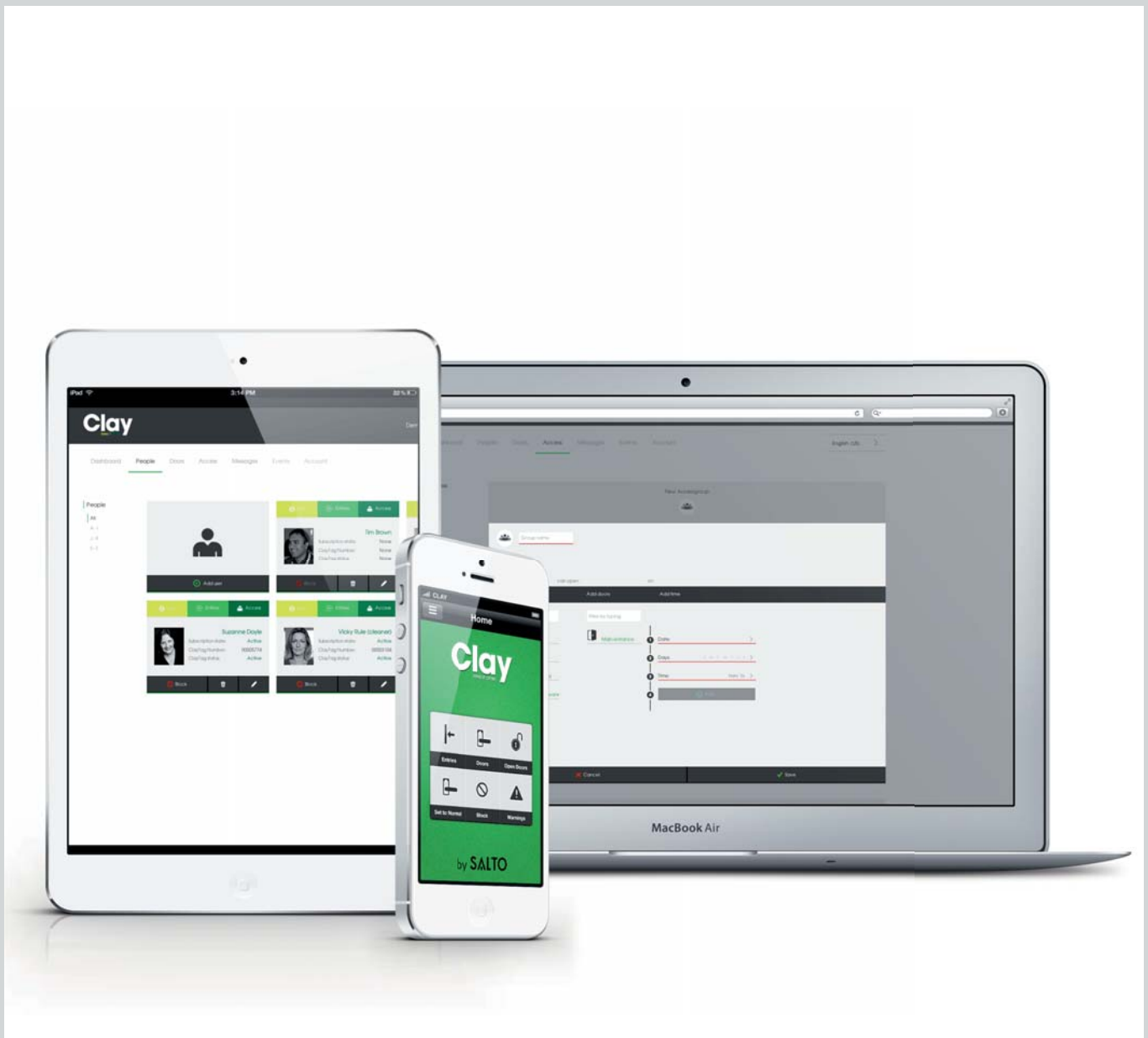
My-Clay.com

My-Clay.com & Clay App

No software installation, scaling on any device, secured login, intuitive design, anything you may expect from today's cloud solution is in My-Clay.com. Manage locks, people, messages and access rights with no hassle.

Clay understands the importance of security. That's why we have incorporated state of the art security measures in all our components and more important, we will keep updating that permanently. Not always visible but always there.

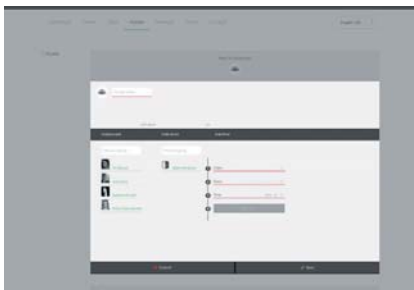
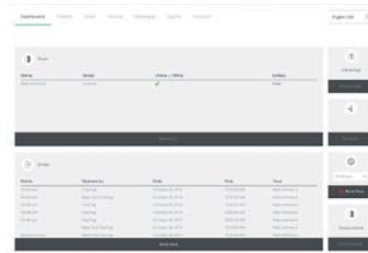
My-Clay.com has been developed supporting all the latest browsers, devices and operating systems.





The Dashboard

My-Clay.com always gives you up-to-date information and remote management of all Clay components through the dashboard. It's all there: Door status, last entries and events, alarms and the possibility to open and lock doors remotely.



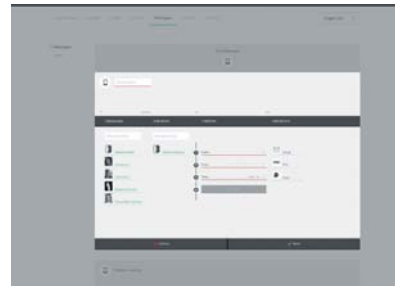
Access rights, who, where, when...

What no conventional key can do is changing access rights on the fly. My-Clay.com gives you the opportunity to individually determine who enters when and where. And if you want to change that just log-in, make your changes and it's done. No updating of ClayTag or Clay Doorlock required. Have you ever been able to do this with your current lock?



Messaging

My-Clay.com always gives you up-to-date information and remote management of all Clay components through the dashboard. It's all there: Door status, last entries and events, alarms and the possibility to open and lock doors remotely.




Security

Clay understands the importance of security. That's why we have incorporated state-of-the-art security measures in all our components and more important, we will keep updating that permanently. Not always visible but always there.



Remote Opening

One of the cool but really functional features of Clay is the remote opening of doors with secure OneTimePassword technology. You may not use it every day but when you need it, you will be happy it's there.



Any device, any platform

My-Clay.com has been developed supporting all the latest browsers, devices and operating systems.



Clay App

Manage Clay on the go! Available for IOS and Android Phones the Clay App enables you to manage your Clay system when you are on the go. It offers those features that you want to be able to do whenever and wherever.

In case someone has lost or did not return one of your tags you simply block them via the Clay App. Blocking is real-time without any delay and when you retrieve a tag you simply unblock it.



Download the Clay App

Available for all major mobile platforms.







Meet your
new wireless lock
and key!

Clay
by SALTO

SALTO

Company profile

Service

SALTO Systems now covers more than 90 countries, so no matter where you are in the world you can be sure that there is a local authorised SALTO partner ready to provide you with the best products and service available.

They are all access control specialists with a wealth of knowledge and experience, dedicated to providing cost effective state-of-the-art solutions to your security requirements.

And as you would expect from the leaders in electronic access control technology, first class technical support is also there when you need it.

Dedicated local support staff are on hand to assist our clients and partners in each region covering Australia, Belgium, Canada, Czech Republic, Denmark, Finland, France, Germany, Italy, Mexico, The Netherlands, Norway, Poland, Portugal, Singapore (our technical support centre for the Asia Pacific Region), Slovak Republic, Spain, Switzerland, UAE, UK and USA.

So whether you need assistance with an equipment problem, hardware installation issues, general technical guidance, maintenance contracts or help with updating software via the SALTO Software Update Service, just call us. Our fully trained staff are here to help.

Corporate

Since its inception in 2001, SALTO Systems has grown to be the market leader in state-of-the-art electronic access control systems.

Recognising the need for a new access control concept, SALTO has developed a wide range of innovative products such as the SALTO Virtual Network and XS4 access control platform, while our electronic escutcheons, wall readers and online and offline control units now control security access for a growing range of end users from airports to hospitals, banks to government buildings and universities to hotels.

Our high capacity manufacturing facility located at HQ is fully equipped with the latest technology for JIT (Just in Time) manufacturing while substantial ongoing investment on dedicated Research, Development and Innovation enables us to stay at the cutting edge of modern mechanical, electronic and software design. This, together with ISO 9001:2008 and ISO 14001:2004 certification, makes certain that rigorous quality management systems are in place to ensure the design, development and manufacturing of our electronic access control products always strive to achieve the highest possible standards of quality as required by you, our customers and for the environment.

Our distribution partner network now covers more than 90 countries to service international growth, this is why SALTO has its own offices in Australia, Belgium, Canada, Czech Republic, Denmark, Finland, France, Germany, Italy, Mexico, The Netherlands, Norway, Poland, Portugal, Singapore, Slovak Republic, Spain, Switzerland, UAE, UK and USA. Our office network will continue to grow to make certain that SALTO

At SALTO we are determined to remain the best at what we do - both now and in the future. We never forget you have a choice, and we are committed to providing uncompromising standards of excellence both in our access control products and in our service to you, our customers.

Technology is only useful if it improves people's lives. Our access control systems aim to do just that. So if you need a better, more efficient way to secure and control your building, take a look at SALTO. Jump!





Sales representatives

SALTO Systems HQ, Spain
Oiarzun, Spain
Tel. +34 943 344 550
email: info@saltosystems.com
www.saltosystems.com

SALTO Systems, UK
Holywell Business Park, Southam,
UK
Tel. +44 01926 811979
email: info.uk@saltosystems.com
www.saltosystems.co.uk

SALTO Systems, USA
Norcross GA, USA
Tel. +1 (770) 452 6091
email: info@salto.us
www.salto.us

SALTO Systems, Asia
Singapore
Tel. +65 6557 22 55
email: info.asia@saltosystems.com
www.saltosystems.com

SALTO Systems, Australia
Waterloo - Sydney, Australia
Tel. +61 1 3007 39959
email: info.sydney@saltosystems.com
www.saltosystems.com.au

SALTO Systems, Australia
Melbourne, Australia
Tel. +61 1 3007 39959
email: info.melbourne@saltosystems.com
www.saltosystems.com.au

SALTO Systems, Canada
Québec, Canada
Tel. +1 (514) 616 2586
email: info@saltosystems.ca
www.saltosystems.ca

SALTO Systems, Germany
Gevelsberg, Deutschland
Tel. +49 (0) 2332/55116-0
email: info.de@saltosystems.com
www.saltosystems.de

SALTO Systems, Mexico
Cancún, México
Tel. +52 (998) 892 8752
email: info.mexico@salto.us
www.saltosystems.us

SALTO Systems, Middle East
Dubai, United Arab Emirates
Tel. +971 48 811 050
email: info.me@saltosystems.com
www.saltosystems.com

SALTO Systems, Netherlands
Amsterdam, The Netherlands
Tel. +31 206 353 100
email: info.nl@saltosystems.com
www.saltosystems.nl

SALTO Systems, Denmark
Kalundborg, Denmark
Tel. +45 48 44 88 11
email: info.nordic@saltosystems.com
www.saltosystems.dk

SALTO Systems, Norway
Oslo, Norway
Tel. +47 21 64 11 07
email: info.no@saltosystems.com
www.saltosystems.no

SALTO Systems, Finland
Vantaa, Finland
Tel. +358 40 6810 103
email: info.fi@saltosystems.com
www.saltosystems.com

SALTO Portugal
Porto, Portugal
Tel. +351 220 937 508
email: info.portugal@saltosystems.com
www.saltosystems.com

EVVASALTO ACCES AB
Huddinge, Sweden
Tel. +46 (0)8-555 982 00
email: sverige@evvasalto.es
www.evvasalto.se

SALTO Systems, France
Nanterre, France
Tel. +33 (0)1 55 17 13 70
email: info.fr@saltosystems.com
www.saltosystems.fr

SALTO Systems, Italy
Bologna, Italy
Tel. +39 051 612 17 15
email: info.it@saltosystems.com
www.saltosystems.it

SALTO Systems, Switzerland
Eschlikon, Switzerland
Tel. +41 71 973 72 72
email: info.ch@saltosystems.com
www.saltosystems.ch

SALTO Systems, Poland
Warszawa, Polska
Tel. +48 609 01 7777
email: info.pl@saltosystems.com
www.saltosystems.pl

SALTO Systems, Slovakia
Bratislava, Slovakia
Tel. +421 915 579500
email: info.sk@saltosystems.com
www.saltosystems.sk

SALTO Systems, Czech Republic
Prague, Czech Republic
Tel. +420 734 258 882
email: info.cz@saltosystems.com
www.saltosystems.com

SALTO Systems, South Africa
Johannesburg, South Africa
Tel. +27 (83) 293 07 96
email: info.za@saltosystems.com
www.saltosystems.com

—
Copyright © 2015 SALTO Systems
CSP-ENG-CLAY-07-15

SALTO reserves the rights to modify technical specifications, designs,
and performance without notice.

We use 100% recycled paper for all our catalogues.

SALTO
inspired**access**